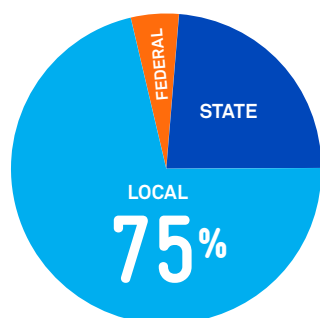


COMMUNITY PERCEPTIONS

OF LOCAL GOVERNMENT

LGNSW RESEARCH 2017

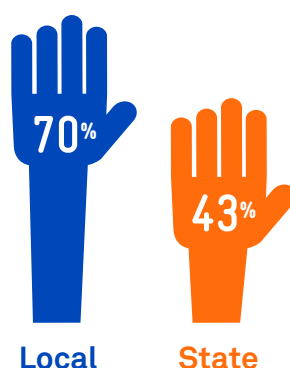
LOCAL DECISIONS



The vast majority of NSW residents say local government is the best sphere to make decisions about their local areas.

TRUST

Trust is higher in local government than in state government.¹



INFORMATION



52%

satisfied with information they received from council.

46%

want more.

SATISFACTION

82%

of people are at least somewhat satisfied with their council.

Vs

6%

not at all satisfied.

IMAGE

84%

rate their councils image as fair to excellent.



RUNNING FOR COUNCIL

26%

In small council areas the proportion of people who have considered running for council is almost triple that of the overall figure for NSW.

BENEFITS



When asked about the benefits provided by councils, the most commonly cited related to **knowledge and understanding** of the local community.

HAVING A SAY

59%

of people have had a say about council matters in the past two years, primarily via a survey, or by speaking or writing to a councillor.

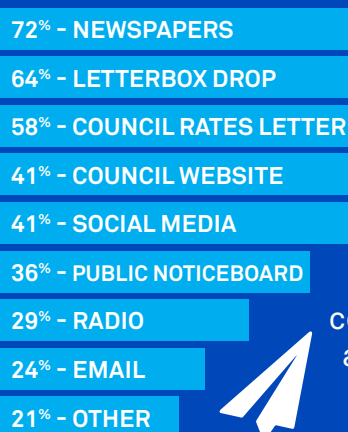


TOP LOCAL ISSUES

Roads and local economies were top of the list of issues that people say their areas will face over the next 10 years.

SMALL / MEDIUM COUNCILS	LARGE COUNCILS
<p>Employment and the economy</p>	<p>Road maintenance and infrastructure</p>
<p>Road maintenance and infrastructure</p>	<p>Infrastructure meets population growth</p>
<p>Access to quality services</p>	<p>Overdevelopment</p>

READ ABOUT IT



Most people find out about their council's activities and initiatives via print channels.

RATES & CHARGES




73%

of people are at least somewhat supportive of paying more via rates/charges for improved facilities, services and infrastructure.

THE FUTURE

96%

of people said it was important / very important for their councils to plan for the future.



¹ Micromex online panel, November 2017